

# Wednesday Draw and Talk

## Week 1

- After reading the book for week 1, A Place Called Home:
  - **Draw** a picture of your favorite room in your house and **discuss** why it is your favorite.

## Week 2

- After the reading the book for week 2, My Neighborhood:
  - **Draw** a building in your community and **discuss** why it is important.

## Week 3

- After the reading the book for week 3, Busy at School:
  - **Draw** a picture of your school community and your home community and **discuss** how they are similar/different.

## Week 4

- After the reading the book for week 4, Community Helpers:
  - **Draw** a picture of a community helper whose job you would want and **discuss** how their job benefits the community.

# Miércoles de Dibujar y Hablar

## Semana 1

- Después de leer el libro de la semana 1- A Place Called Home:
  - Haz un dibujo de tu habitación favorita en tu casa y converse por qué es tu favorita.

## Semana 2

- Después de leer el libro de la semana 2- My Neighborhood:
  - Dibuje un edificio de su comunidad y converse por qué es importante.

## Semana 3

- Después de leer el libro para la semana 3- Ocupado en la Escuela:
  - Dibuje una imagen de su comunidad escolar y su comunidad de origen y converse cómo son similares / diferentes.

## Semana 4

- Después de leer el libro de la semana 4- Community Helpers:
  - Haga un dibujo de un ayudante de la comunidad cuyo trabajo sea su favorito y converse cómo su trabajo beneficia a la comunidad.

## Community Helper Sorting

### **Week 1:**

Cut and sort the tools/objects for doctors and firefighters. How are doctors and firefighters the same and how are they different?

### **Week 2:**

Cut and sort the tools/objects for postal workers and chefs. Look around your house and find 3 items a chef would use. What do you use these items for?

### **Week 3:**

Cut and sort the tools/objects for police officers and dentists. Why do we need police officers and dentists?

### **Week 4:**

Cut and sort the tools/objects for construction workers and vets. Use a stuffed animal and pretend you are a vet.

## Clasificación de ayudante de comunidad

### **Semana 1:**

Cortar y clasificar las herramientas / objetos para médicos y bomberos. ¿En qué se parecen los médicos y los bomberos y en qué se diferencian?

### **Semana 2:**

Cortar y clasificar las herramientas / objetos para trabajadores postales y cocineros. Mire alrededor de su casa y encuentre 3 artículos que usaría un cocinero. ¿Para qué utilizas estos artículos?

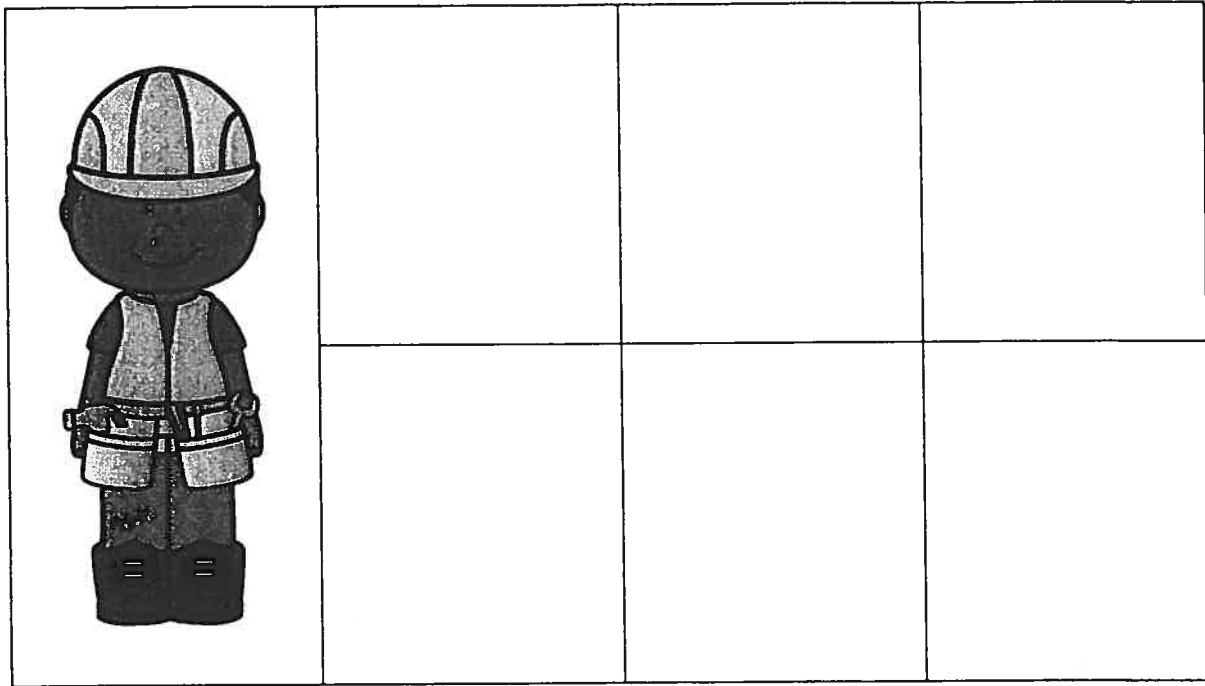
### **Semana 3:**

Corte y clasifique las herramientas / objetos para policías y dentistas. ¿Por qué necesitamos policías y dentistas?

### **Semana 4:**

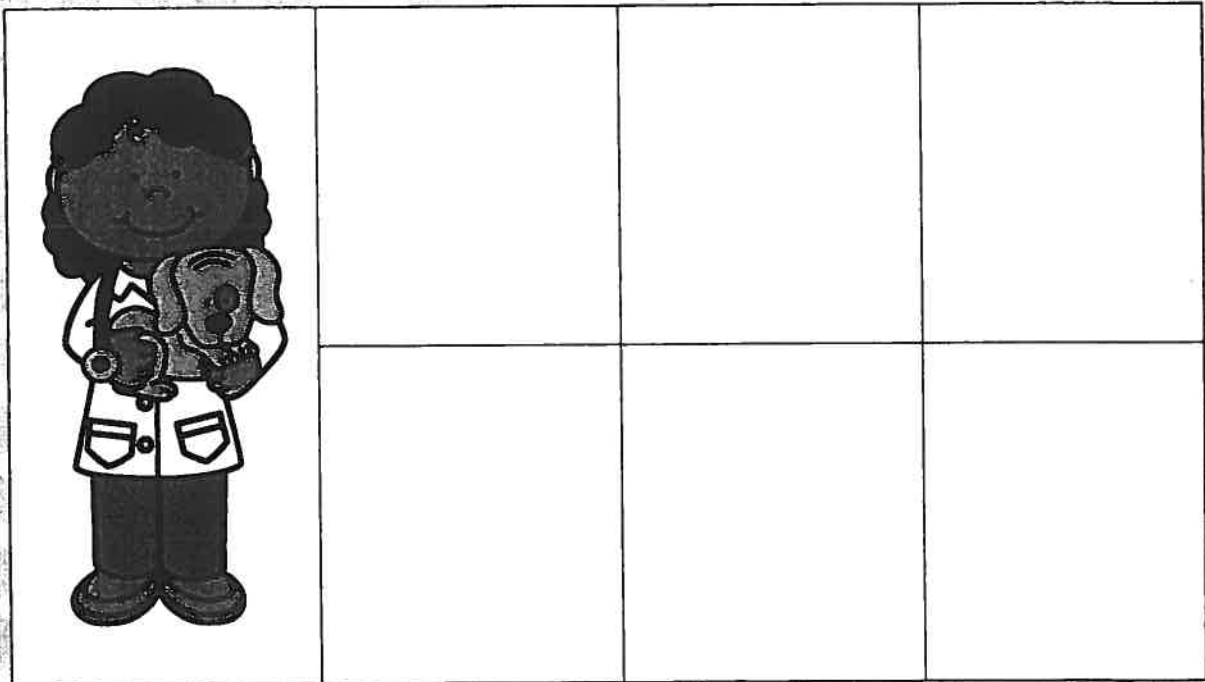
Cortar y clasificar las herramientas / objetos para trabajadores de la construcción y veterinarios. Usa un animal de peluche y finge que eres un veterinario.

# Construction Worker



© Fairy Poppins

# Vet




© Fairy Poppins

# Mail Carrier



© Fairy Poppins

# Chef




© Fairy Poppins

# Firefighter




© Fairy Poppins

# Doctor




© Fairy Poppins

# Dentist




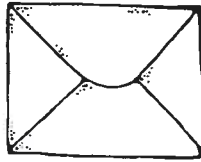










© Fairy Poppins

# Police















© Fairy Poppins

# Postal Worker and Chef

 <p>mailbox</p>	 <p>envelope</p>	 <p>oven</p>	 <p>ingredients</p>
 <p>stamp</p>	 <p>mail truck</p>	 <p>pot</p>	 <p>mixing bowl</p>
 <p>package</p>	 <p>letterbox</p>	 <p>spatula</p>	 <p>spoon</p>













© Fairy Poppins

# Construction Worker and Vet

 <p>hammer</p>	 <p>drill</p>	 <p>cat</p>	 <p>dog</p>
 <p>bulldozer</p>	 <p>saw</p>	 <p>cage</p>	 <p>pet bowl</p>
 <p>tape measure</p>	 <p>toolbox</p>	 <p>bird</p>	 <p>rabbit</p>






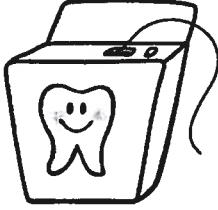


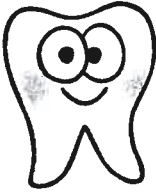





# Firefighter and doctor

			
fire	fire truck	stethoscope	hospital
			
ladder	extinguisher	ambulance	thermometer
			
boots	hose	medicine	X-ray

© Fairy Poppins

# Police Officer and Dentist

			
toothbrush	dentist chair	flashlight	handcuffs
			
toothpaste	floss	police car	whistle
			
tooth	mouthwash	police dog	police notepad

© Fairy Poppins

## Nursery Rhyme Fridays

### Week 1: Humpty Dumpty

1. Use the puppets to **recite** the nursery rhyme.
2. **Sequence** the nursery rhyme with the cards.
3. **Cut and put together** the puzzle.

### Week 2: Hey Diddle Diddle

1. Use the puppets to **recite** the nursery rhyme.
2. **Sequence** the nursery rhyme with the cards.
3. Write your name and draw yourself in the nursery rhyme.

### Week 3: Mary Had a Little Lamb

1. Use the puppets to **recite** the nursery rhyme.
2. **Sequence** the nursery rhyme with the cards.
3. **Discussion:** What would you do if a pet came to school with you?

### Week 4: Jack and Jill

1. Use the puppets to **recite** the nursery rhyme.
2. **Sequence** the nursery rhyme with the cards.
3. **Rhyme** words with:
  - Jill (Jill, hill, fill, etc.)
  - Jack
  - Crown

## Viernes de canción de cuna

### Semana 1: Humpty Dumpty

1. Usa las marionetas para recitar la canción de cuna.
2. Ordene las cartas de la canción de cuna.
3. Corte y haga el rompecabezas.

### Semana 2: Hey Diddle Diddle

1. Usa las marionetas para recitar la canción de cuna.
2. Ordene las cartas de la canción de cuna.
3. Escriba su nombre y dibuje su cuerpo en la canción de cuna.

### Semana 3: Mary Had a Little Lamb

1. Usa las marionetas para recitar la canción de cuna.
2. Ordene las cartas de la canción de cuna.
3. **Discusión:** ¿Qué harías si una mascota viniera a la escuela contigo?

### Semana 4: Jack and Jill




1. Usa las marionetas para recitar la canción de cuna.
2. Ordene las cartas de la canción de cuna.
3. **Rima** palabras con:
  - Jill (Jill, hill, fill, etc.)
  - Jack
  - Crown

# Humpty Dumpty



Humpty Dumpty sat on a wall.  
Humpty Dumpty had a great fall.  
All the king's horses  
And all the king's men  
Couldn't put Humpty together again.



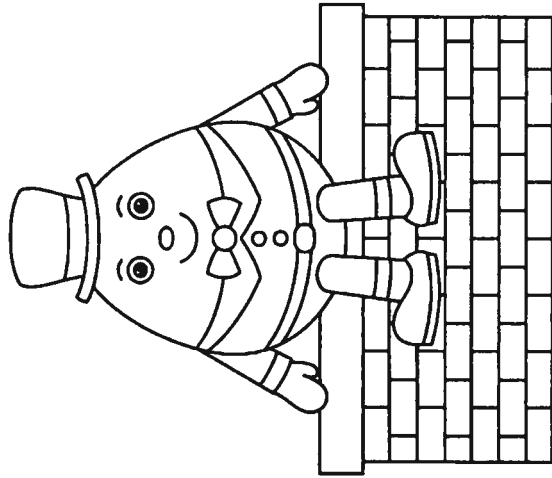
# PUPPETS



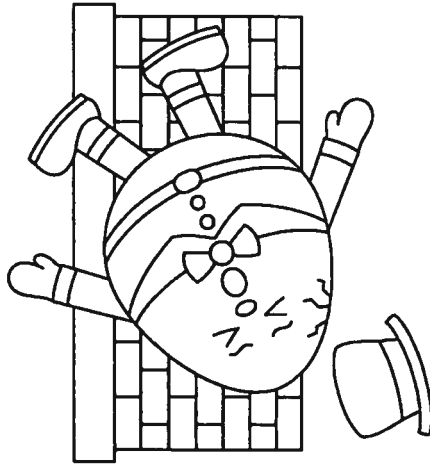
# PUPPETS




# Humpty Dumpty 3-Part Story Sequence



Humpty Dumpty sat  
on a wall,




Humpty Dumpty had a  
great fall.



All the king's horses  
and all the king's men,  
Couldn't put Humpty  
together again.


PUZZLE







# Hey, Diddle Diddle



Hey, diddle diddle,  
The cat and the fiddle.  
The cow jumped over the moon.  
The little dog laughed  
To see such sport,  
And the dish  
Ran away with the spoon.



# PUPPETS




# PUPPETS



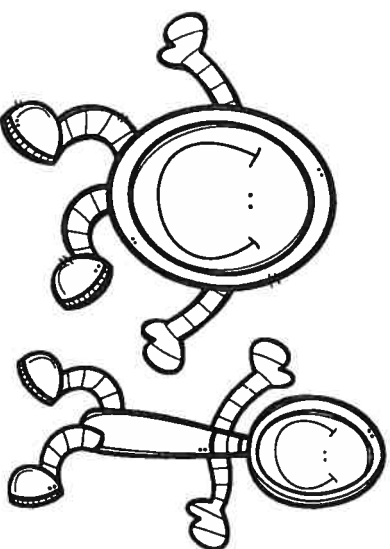

# Hey Diddle Diddle 3-Part Story Sequence




Hey, diddle, diddle,  
The cat and the Fiddle,



The cow jumped over the  
moon.



The little dog laughed.  
To see such sport,  
And the dish ran away  
with the spoon.



---

jumped over the moon!

# Mary Had a Little Lamb

Mary had a little lamb.

Its fleece was white as snow.

And everywhere that Mary went

The lamb was sure to go.

It followed her to school one day,

Which was against the rule.

It made the children laugh and play




To see a lamb at school.



# PUPPETS



# Mary Had a Little Lamb 3 Part Story Sequence

 A black and white line drawing of a young girl with pigtails, wearing a dress and a hat, standing next to a small lamb.	 A black and white line drawing of a white sheep with a snowflake floating above it.	 A black and white line drawing of Mary and her lamb walking towards a schoolhouse. The schoolhouse has a sign that says "School".
<p>Mary had a little lamb</p>	<p>It's fleece was white as snow</p>	<p>It followed her to school one day</p>



# Jack and Jill

Jack and Jill

Went up the hill

To fetch a pail of water.

Jack fell down,

And broke his crown.


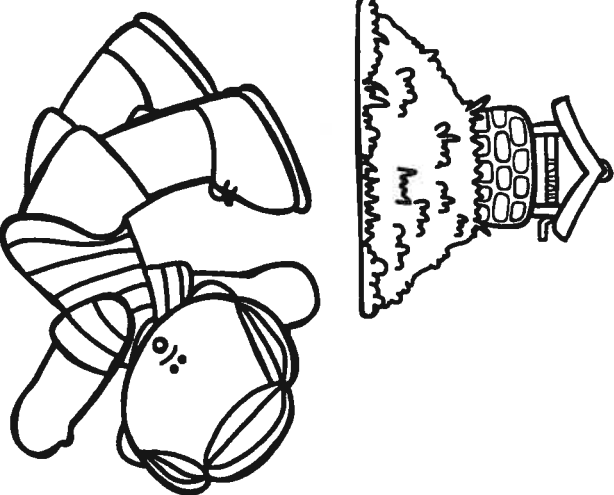
And Jill came tumbling after.



# PUPPETS



# Jack and Jill 3 Part Story Sequence

<p>Jack and Jill went up the hill to fetch a pail of water.</p>	
<p>Jack fell down and broke his crown</p>	
<p>And Jill came tumbling after!</p>	