



Woodside News! Staying Sharp!

For Kindergarten - English Language Learners (ELLs)

Please be aware that in April & May 2020, your child will take an English proficiency exam. Please practice these activities daily.

Tenga en cuenta que en abril y mayo del 2020, su hijo/a tomará un examen de dominio del inglés. Por favor practique estas actividades diariamente.

Thank you, The ELL Team

Day #1

Speaking - Look at the pictures and answer the question using complete sentences. Page 6

Listening - Listen to some short stories and answer questions about the stories. Use a pencil. Page 31

Parent - *"Look at Question 1. The girl is reading a book about animals. What is the girl doing?"*

Reading - Look at the picture. Listen to the word. Use a pencil. Page 69

Parent - Look at Question 1. "This is a picture of a dad. Circle the word that spells dad."

Parent - Look at Question 2. " This is a picture of a net. Circle the word that spells net."

Writing - Look at the picture. Listen to word. Write the word. Page 105

Parent - Q. 1 - This is a picture of a bat. Write the word bat on the line.

Parent - Q. 2 - This is a picture of a log. Write the word log on the line.

Day # 2

Speaking - Practice daily - Look at the pictures and answer the question using complete sentences. Page 7

Listening - Listen to some short stories and answer questions about the stories. Use a pencil. Page 31

Parent - *"Look at Question 2. Zhu is putting a ball in his toy box. What is Zhu doing?"*

Reading - Look at the picture. Listen to the word. Use a pencil. Page 70

Parent - Look at Question 3. "This is a picture of someone who is mad. Circle the word that spells mad."

Parent - Look at Question 4. " This is a picture of a hat. Circle the word that spells hat."

Writing - Look at the picture. Listen to word. Write the word. Page 106

Parent - Q. 3 - This is a picture of a box. Write the word box on the line.

Parent - Q. 4 - This is a picture of a two. Write the word two on the line.

Day # 3

Speaking - Practice looking at pictures and answer the question using complete sentences. Page 8

Listening - Listen to some short stories and answer questions about the stories. Use a pencil. Page 32

Parent - "Look at Question 3. *The horse is jumping over the fence. What is the horse doing?*"

Reading - Look at the picture. Listen to the word. Use a pencil. Page 71

Parent - Look at Question 5. "This is a picture of a wig. Circle the word that spells wig."

Parent - Look at Question 6. "This is a picture of a cot. Circle the word that spells cot."

Writing - Look at the picture. Listen to word. Write the word. Skip Q. 5 -6. Go to Page 108

Parent - Q. 7 - This is a picture of a pig. Write the word pig on the line.

Parent - Q. 8 - This is a picture of three. Write the word three on the line.

Day # 4

Speaking - Practice looking at pictures and answer the question using complete sentences. Page 9

Listening - Listen to some short stories and answer questions about the stories. Use a pencil. Page 32

Parent - "Look at Question 4. *The monkey is eating a banana. What is the monkey doing?*"

Reading - Look at the picture. Listen to the word. Use a pencil. Page 72

Parent - Look at Question 7. "This is a picture of a fin. Circle the word that spells fin."

Parent - Look at Question 8. "This is a picture of a bug. Circle the word that spells bug."

Writing - Look at the picture. Listen to word. Write the word. Page 109

Parent - Q. 9 - This is a picture of a men. Write the word men on the line.

Parent - Q. 10 - This is a picture of bed. Write the word bed on the line.

Day # 5

Speaking - Practice looking at pictures and answer the question using complete sentences. Page 10

Listening - Listen to some short stories and answer questions about the stories. Use a pencil. Page 33

Parent - "Look at Question 5. *Zoe is holding her dog? What is Zoe doing?*"

Reading - Skip question 9-10. Look at the picture. Listen to the word. Use a pencil. Page 74

Parent - Look at Question 11. "This is a picture of a pot. Circle the word that spells pot."

Parent - Look at Question 12. "This is a picture of the sun. Circle the word that spells sun."

Writing - Look at the picture. Listen to word. Write the word. Skip Q. 5 -6. Go to Page 110

Parent - Q.11 - This is a picture of a tub. Write the word tub on the line.

Parent - Q. 12 - This is a picture of hen. Write the word hen on the line.

Day # 6

Speaking - Practice looking at pictures and answer the question using complete sentences. Page 11

Listening - Listen to some short stories and answer questions about the stories. Use a pencil. Page 33

Parent - "Look at Question 6. *The cat is sleeping on the bed? What is the cat doing?*"

Reading - Sentence Reading. Use a pencil. Page 80.

Parent - "Listen to the sentence and circle the word. Look at Question 1. The family is in the car."

Writing - Look at the picture. Listen to the sentence. Write the missing word on the line. Pg. 113

Parent - Q. 1 - A mouse is little.

Parent - Q. 2 - The game is fun.

Day # 7

Speaking - Practice looking at pictures and answer the question using complete sentences. Page 12

Listening - Listen to some short stories and answer questions about the stories. Use a pencil. Page 34

Parent - "Look at Question 7. *The boy is cutting paper with scissors. What is the boy doing?*"

Reading - Sentence Reading. Use a pencil. Page 81.

Parent - "Listen to the sentence and circle the word. Look at Question 2. The balloons pop."

Writing - Look at the picture. Listen to the sentence. Write the missing word on the line. Pg. 114

Parent - Q. 3 - The boy throws the ball.

Parent - Q. 4 - The tree is big.

Day # 8

Speaking - Practice looking at pictures and answer the question using complete sentences. Page 13

Listening - Listen to some short stories and answer questions about the stories. Use a pencil. Page 34

Parent - "Look at Question 8. *The bird is flying in the sky? What is the bird doing?*"

Reading - Sentence Reading. Use a pencil. Page 82.

Parent - "Listen to the sentence and circle the word. Look at Question 3. The cat jumps up."

Writing - Look at the picture. Listen to the sentence. Write the missing word on the line. Pg. 115

Parent - Q. 5 - The girl reads a book.

Parent - Q. 6 - The sun is hot.

Day # 9

Speaking - Practice looking at pictures and answer the question using complete sentences. Page 14

Listening - Listen to some short stories and answer questions about the stories. Use a pencil. Page 35
Parent - *"Look at Question 9. The girl is bouncing a ball. What is the girl doing?"*

Reading - Sentence Reading. Use a pencil. Page 83.

Parent - "Listen to the sentence and circle the word. Look at Question 4. The bus stops."

Writing - Look at the picture. Listen to the sentence. Write the missing word on the line. Pg. 116

Parent - Q. 7 - The boys walk the dog.

Parent - Q. 8 - The man bakes a cake.

Day # 10

Speaking - Practice looking at pictures and answer the question using complete sentences. Page 15

Listening - Listen to some short stories and answer questions about the stories. Use a pencil. Page 35
Parent - *"Look at Question 10. The boy is drinking milk? What is the boy doing?"*

Reading - Sentence Reading. Use a pencil. Page 84.

Parent - "Listen to the sentence and circle the word. Look at Question 5. The pot in the sink."

Writing - Look at the picture. Listen to the sentence. Write the missing word on the line. Pg. 117

Parent - Q. 9 - The girl is sad.

Parent - Q. 10 - The boy falls down.

Day # 11

Speaking - Practice looking at pictures and answer the question using complete sentences. Page 16

Listening - Story Comprehension - Listen to some short stories and answer questions about the stories. Use a pencil. Page 36

Parent - *"Look at Question 1. Ricky sat at his desk. His teacher said, 'Get out a piece of paper and a pencil. Write your name on the paper. Which picture shows what Ricky will use to write his name?"*

Reading - Sentence Reading. The student must read the sentence. Circle the picture that goes with the sentence. Use a pencil. Answer questions 1 & 2. Page 94

Writing - Sentence Writing

Parent - Listen to a sentence. Write the sentence on the line. Page 118

Q. 1 - The cat sits.

Day # 12

Speaking - Practice looking at pictures and answer the question using complete sentences. Page 17

Listening - Story Comprehension - Listen to some short stories and answer questions about the stories. Use a pencil. Page 36

Parent - *"Look at Question 2. Snow White and the Seven Dwarfs is a fairytale. It is about a princess who runs away. She lives with 7 dwarfs. They watch over her." Which picture shows the characters in "Snow White and the Seven Dwarfs"?*

Reading - Sentence Reading. The student must read the sentence. Circle the picture that goes with the sentence. Use a pencil. Answer questions 3 & 4. Page 95

Writing - Sentence Writing

Parent - Listen to a sentence. Write the sentence on the line. Page 119

Q. 2 - The bird sings.

Day # 13

Speaking - Practice looking at pictures and answer the question using complete sentences. Page 18

Listening - Story Comprehension - Listen to some short stories and answer questions about the stories. Use a pencil. Page 37

Parent - *"Look at Question 3. First, a frog stuck out its tongue and caught a fly. Next, it jumped into the pond. Finally, it climbed onto a lily pad." Which picture shows what the frog did last?*

Reading - Sentence Reading. The student must read the sentence. Circle the picture that goes with the sentence. Use a pencil. Answer questions 5 & 6. Page 96

Writing - Sentence Writing

Parent - Listen to a sentence. Write the sentence on the line. Page 120

Q. 3 - A boy eats.

Day # 14

Speaking - Practice looking at pictures and answer the question using complete sentences. Page 19

Listening - Story Comprehension - Listen to some short stories and answer questions about the stories. Use a pencil. Page 37

Parent - *"Look at Question 4. It is Dante's birthday. He is excited for his party and for birthday cake. There will be balloons and presents, too." Which picture shows what this story is about?"*

Reading - Sentence Reading. The student must read the sentence. Circle the picture that goes with the sentence. Use a pencil. Answer questions 7 & 8. Page 97

Writing - Sentence Writing

Parent - Listen to a sentence. Write the sentence on the line. Page 121

Q. 4 - The girls play.

Day # 15

Speaking - Practice looking at pictures and answer the question using complete sentences. Page 20

Listening - Story Comprehension - Listen to some short stories and answer questions about the stories. Use a pencil. Page 38

Parent - *"Look at Question 5. The squirrel ran up and down the tree. He ran along the fence. It found nuts to eat. Which picture shows what the story is about?"*

Reading - Sentence Reading. The student must read the sentence. Circle the picture that goes with the sentence. Use a pencil. Answer questions 9 & 10. Page 98

Writing - Sentence Writing

Parent - Listen to a sentence. Write the sentence on the line. Page 122

Q. 5 - Dad can help.

**Finnish
Line**

New York ELLS

SECOND EDITION

**for
NYSESLAT**

 **Continental**

**Finish
Line**

Grade **K**

New York

ELL'S

SECOND EDITION

 **Continental**

Credits

Illustrations: Laurie Conley, Doris Ettlinger, Eric Hammond, Marty Husted, Matt LeBarre, Margaret Lindmark, Harry Norcross, Sally Springer, Carolyn Williams, Jane Yamada

Photos: Cover: *Statue of Liberty*, Christopher Parypa/Shutterstock, *Niagara Falls*, Chawalit Siwaborwornwattana/Shutterstock

ISBN 978-1-5240-0917-5

Copyright © 2019 The Continental Press, Inc.

No part of this publication may be reproduced in any form or by any means, electronic, mechanical, photocopying, recording, or otherwise, without the prior written permission of the publisher. All rights reserved. Printed in the United States of America.

Each lesson in this unit focuses on a specific theme related to the following topics:

1. Classroom Basics
2. Science/Math/Social Studies
3. English Language Arts/Social Studies

In this unit, you will:

- look at a picture or pictures
- find information or vocabulary in the picture
- listen to and understand a question asked by your teacher
- answer the question out loud
- use the picture clues to help answer the question

Speak clearly and try to do the best you can!


Rooms in the School



Directions

Look at the picture. Listen to the question about the picture. Then answer the question.

This is the library. You can find many books in the library. You can use the computer to learn things.




1. What do you see students doing in the library?



Directions

Look at the pictures. Listen to the question about the pictures. Then answer the question.

Students eat lunch in the cafeteria. They can buy their lunch, or they can bring it from home.





2. What do students do at lunchtime?

Directions

Look at the pictures. Listen to the question about the pictures. Then answer the question.

The auditorium is a big room with a stage and seats. An auditorium has many uses. You might listen to someone talk. You might be part of a play on the stage. You might watch a fun show.




3. Tell me about some things that might happen in an auditorium.



Directions

Look at the picture. Listen to the question about the picture. Then answer the question.

This is a classroom. The teacher helps you learn. Sometimes students work together to learn. Other times students work by themselves.



4. Do you like to work in a group or by yourself?
Why?



Our Five Senses



Directions

Look at the pictures. Listen to the question about the pictures. Then answer the question.

We use our sense of touch to feel things. These pictures show people using their sense of touch.



1. What do these people feel?



Directions

Look at the picture. Listen to the question about the picture. Then answer the question.

We use our ears to hear. Hearing is another one of our senses. This picture shows students making music.



2. What do these students hear?



Directions

Look at the picture. Listen to the question about the picture. Then answer the question.

We see with our eyes. Sight is another one of our senses. This picture shows students looking at rocks. They use magnifying glasses to help them see very small things.




1. Tell me how the magnifying glasses help the students see better.



Directions

Look at the picture. Listen to the question about the picture. Then answer the question.

We use our noses to smell. We use our tongues to taste. Sometimes when we smell or taste something, it makes us think of something else.



4. Tell me about something that you smell or taste that makes you think of something else.


American Indians



Directions

Look at the picture. Listen to the question about the picture. Then answer the question.

The Wampanoag people lived in Massachusetts and Rhode Island. In the spring, summer, and fall, they lived close to water to grow their food.




1. What do you see in the village?



Directions

Look at the picture. Listen to the question about the picture. Then answer the question.

The Pueblo people lived in the Southwest. They did not move around like many American Indian tribes. They made houses out of stone and clay. They made beautiful pottery. They grew their food to eat.




2. What did the Pueblo people make?

**Directions**

Look at the pictures. Listen to the question about the pictures. Then answer the question.

The Plains tribes moved around a lot because they hunted for their food. They lived in teepees. The teepees could be taken down quickly. Then the tribes could move.



3. Why were teepees good homes for these tribes?



Directions

Look at the picture. Listen to the question about the picture. Then answer the question.

The Iroquois were people from five tribes in New York State. They worked together. They did not fight each other. Leaders from the tribes met to make decisions. Everyone had to agree.





4. Tell me what this group of Iroquois might be talking about.

Directions

Look at the pictures. Listen to the question about the pictures. Then answer the question.

Vijay likes to help others. Yesterday, Vijay helped his teacher, Ms. Lopez. Today, Vijay helped his friend Marcus.



1. What does Vijay do to help?




Directions

Look at the pictures. Listen to the question about the pictures. Then answer the question.

Mr. Hill asks the class to line up at the door.

Noah is the last one out of his seat. He does not like to be the last one in the line, though. These pictures show what Noah could do.



2. Which picture shows the best choice for Noah? Tell me about what Noah is doing in that picture.

Directions

Look at the picture. Listen to the question about the picture. Then answer the question.

Emily is taking a math test. She cannot remember the name of one of the shapes on the test. Mai is next to Emily. Emily thinks that Mai must know the answer. Emily thinks about looking at Mai's test.



3. Tell me about what Emily should do.


Directions

Listen to some short stories. After each story, you will answer one question about that story. Fill in the correct circle.

1. What is the girl doing?



(A)



(B)



(C)


2. What is Zhu doing?



(A)



(B)




(C)

Directions

Listen to some short stories. After each story, you will answer one question about that story. Fill in the correct circle.


3. What is the horse doing?



(A)



(B)



(C)

4. What is the monkey doing?



(A)



(B)



(C)

Directions

Listen to some short stories. After each story, you will answer one question about that story. Fill in the correct circle.

5. What is Zoe doing?



(A)




(B)



(C)


6. What is the cat doing?



(A)



(B)



(C)



Directions

Listen to some short stories. After each story, you will answer one question about that story. Fill in the correct circle.

1. What is the boy doing?



(A)




(B)




(C)


2. What is the bird doing?



(A)



(B)




(C)


**Directions**

Listen to some short stories. After each story, you will answer one question about that story. Fill in the correct circle.


9. What is the girl doing?



(A)



(B)




(C)

10. What is the boy doing?



(A)



(B)



(C)


Story Comprehension 1




Directions

Listen to some short stories. After each story, you will answer one question about that story. Fill in the correct circle.

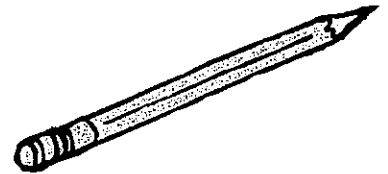
1. Which picture shows what Ricky will use to write his name?



(A)




(B)



(C)

2. Which picture shows the characters in "Snow White and the Seven Dwarfs"?



(A)



(B)



(C)


Directions

Listen to some short stories. After each story, you will answer one question about that story. Fill in the correct circle.

3. Which picture shows what the frog did last?



(A)




(B)




(C)


Which picture shows what this story is about?



(A)



(B)



(C)

**Directions**


Look at the picture. Listen to the word.
Fill in the correct circle.

5.



- Ⓐ wig
- Ⓑ dig
- Ⓒ big

6.

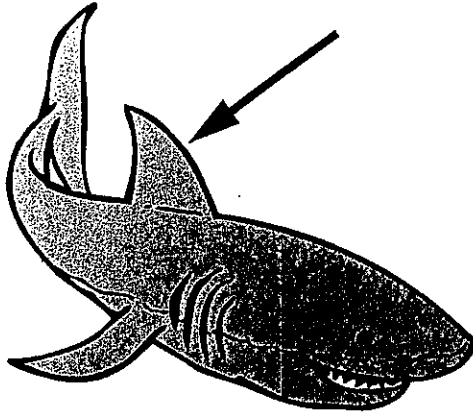


- Ⓐ hot
- Ⓑ cot
- Ⓒ not

**Directions**

Look at the picture. Listen to the word.
Fill in the correct circle.

7.



- Ⓐ fib
- Ⓑ fit
- Ⓒ fin

8.




- Ⓐ bug
- Ⓑ mug
- Ⓒ jug

Directions


Look at the picture. Listen to the word.
Fill in the correct circle.

1.



- Ⓐ pop
- Ⓑ pod
- Ⓒ pot

2.




- Ⓐ fun
- Ⓑ run
- Ⓒ sun

Directions

Listen to the sentence. Fill in the circle for the word that is missing in the sentence.

1.




The family is in the _____.

- Ⓐ far
- Ⓑ car
- Ⓒ tar

Directions

Listen to the sentence. Fill in the circle for the word that is missing in the sentence.

3.




The cat jumps _____.

- Ⓐ for
- Ⓑ at
- Ⓒ up

**Directions**

Listen to the sentence. Fill in the circle for the word that is missing in the sentence.

2.



The balloons _____.

- Ⓐ pop
- Ⓑ pot
- Ⓒ pod

**Directions**

Listen to the sentence. Fill in the circle for the word that is missing in the sentence.

4.




The _____ stops.

- Ⓐ bus
- Ⓑ bug
- Ⓒ bun

**Directions**

Listen to the sentence. Fill in the circle for the word that is missing in the sentence.

5.



The pot is _____ the sink.

- Ⓐ on
- Ⓑ at
- Ⓒ in

Directions

Read the sentence. Fill in the circle for the picture that goes with the sentence.

1. A boy rides.



(A)



(B)



(C)

2. The girl eats.



(A)



(B)




(C)


**Directions**

Read the sentence. Fill in the circle for the picture that goes with the sentence.


3. Two birds fly.



(A)




(B)



(C)

4. The girls jump.



(A)



(B)




(C)




Directions

Read the sentence. Fill in the circle for the picture that goes with the sentence.


- A cat plays.



(A)



(B)



(C)

- The boy sits.



(A)



(B)



(C)




Directions

Read the sentence. Fill in the circle for the picture that goes with the sentence.

7. A horse walks.



(A)



(B)



(C)

8. The girl reads.



(A)



(B)




(C)




Directions

Read the sentence. Fill in the circle for the picture that goes with the sentence.


One bear sleeps.



(A)



(B)




(C)

The dog runs.



(A)



(B)

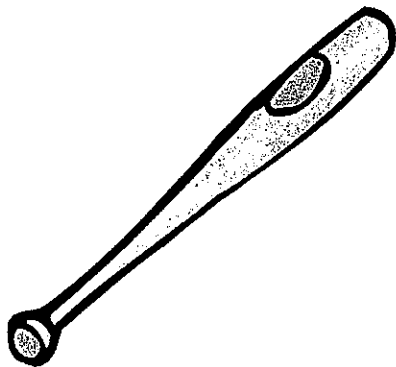


(C)

Directions

Look at the picture. Listen to the word.
Write the word on the line.

1.



2.



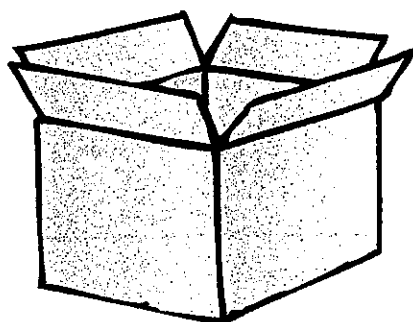


Directions

Look at the picture. Listen to the word.

Write the word on the line.

3.



4.


2

Directions

Look at the picture. Listen to the word.

Write the word on the line.

7.




8.

3

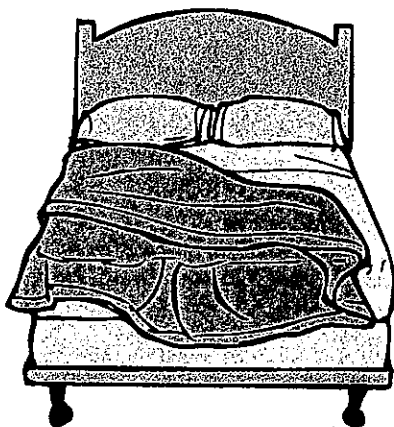
Directions

Look at the picture. Listen to the word.
Write the word on the line.

9.



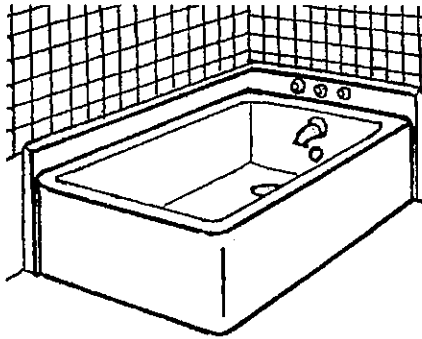
10.




Directions

Look at the picture. Listen to the word.
Write the word on the line.

11.



12.



Directions

Look at the picture. Listen to the sentence.

Write the missing word on the line.

1.



A mouse is _____.

2.




This game is _____.



Directions

Look at the picture. Listen to the sentence.
Write the missing word on the line.

3.



The boy throws the _____.

4.




The tree is _____.



Directions

Look at the picture. Listen to the sentence.
Write the missing word on the line.

5.



The girl reads a _____.

6.



The sun is _____.



Directions

Look at the picture. Listen to the sentence.


Write the missing word on the line.

7.



The boys walk the _____.

8.



The man bakes a _____.

Directions

Look at the picture. Listen to the sentence.
Write the missing word on the line.

9.



The girl is _____.

10.



The boy falls _____.


Sentence Writing



Directions

You will hear a sentence. Write the sentence on the lines.

1.



Directions

You will hear a sentence. Write the sentence on the lines.

2.



Directions

You will hear a sentence. Write the sentence on the lines.



**Directions**

You will hear a sentence. Write the sentence on the lines.

4.





Directions

You will hear a sentence. Write the sentence on the lines.